



VOGUE

Discovery™

With a complete blow-molded resin structure created with computer assisted design, the Discovery pool solidifies the relationship between elegance and innovative simplicity.



12' (3.66 m) 15' (4.57 m)
18' (5.49 m) 21' (6.40 m)
24' (7.32 m) 27' (8.23 m)



12' x 23' (3.66 m x 7.11 m)
15' x 30' (4.57 m x 9.14 m)





Discovery™ — Avantgarde 52" (1.32 m)

Added to its modern charms and soft curves is an unparalleled strength – due, among other things, to the perfect fit of all the pieces and the Vogue team's engineering ingenuity.



Oval pool with invisible supports

EZ-LOCK system

- A system where the assembling piece is the tool
- Fast and easy installation
- Airtight after proper adjustment




y.e.s.

Yard Extender System

Invisible lateral supports on oval pools. For anyone who wants to make the most of their yard – and their pool!

top ledge

- Modular assembly for an exact fit
- Integrated ledge cover
- Curved internal rib adjustable to all types of liner stability




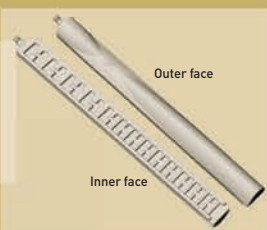
indexing system

- System² reinforces structural stability
- Parts assemble for perfect cohesion
- Pins can be inserted at anchor points for the appropriate pool dimensions

2. U.S. Patent 6,412,122 and other patents pending, international applications designating Canada, France, and other countries pending.

tacking system

Less warping under weight thanks to the welding of the top and bottom sections.



bottom wall channel

- Smooth, undulated shape increases pool strength
- Rust-proof rail and built-in drainage slot prevent wall corrosion
- Wall clip permits stability with ground changes

upright

- Screwless, monocoque system¹
- Modern and innovative style

1. For round structures only.

slide-in joiner plate

- Joiner plates slide in quickly and effortlessly due to advanced upright design
- No screws required
- Plates are engineered not to move after assembly, providing maximum resistance to water pressure

base crown

A double-lock system around the base of the uprights provides increased strength and solidity, as well as double protection that keeps joiner plates fixed and firm.

www.voguepools.com

water safety

The purchase of an aboveground pool provides years of pleasure and fun, but it also involves water safety. Although we cannot supply a full-time lifeguard, we strongly recommend that you implement the following safety rules. These will help provide a pleasant atmosphere for you and your family.

- NEVER jump or dive in an aboveground pool.
- Maintain constant adult supervision when children are in or near any body of water.
- Read all of the safety, installation, and maintenance information contained in the instruction manual and Water Safety brochure before you start installing your pool.
- Ask your city about any specific rules and regulations that apply to aboveground pools.
- Follow the instruction manual and maintenance instructions.

- Never remove applied or posted safety stickers or signs from your pool or pool area.
- Barriers to prevent unsupervised access, especially by young children, should be built, installed and checked on a regular basis to ensure they are in good working order.
- Inspect your pool, barriers, alarms, and other related equipment on a regular basis in order to ensure they are in good working order and that they are safe.

The installation, maintenance and safety manual contains detailed tips and recommendations. They must be read, followed and applied on a regular basis, as they will prevent unnecessary accidents and will ensure many summers of pleasant, safe family fun.

SWIM SAFELY AND STAY SAFE



Manufactured by Trendium Pool Products Inc. • 7050 St-Patrick Street, LaSalle, QC H8N 1V2, Canada • The dimensions, weights, illustrations and other specifications are approximate. The company reserves the right to modify and/or discontinue without notification any feature in any pool model. © Copyright 2008, Trendium Pool Products Inc. • B300-165A 11/08

PRINTED IN CANADA

LEMIEUX BÉDARD COMMUNICATIONS INC.